

5245 m.

GRAN PREMIO D'ITALIA OAKLEY

Race

Classification after 23 laps = 120.635 km

29

Pos		Rider	Nation	Team	Motorcycle	Total Time	Km/h	Gap
1	25	99 Jorge LORENZO	SPA	Ducati Team	DUCATI	41'43.230	173.4	
2	20	4 Andrea DOVIZIOSO	ITA	Ducati Team	DUCATI	41'49.600	173.0	6.370
3	16	46 Valentino ROSSI	ITA	Movistar Yamaha MotoGP	YAMAHA	41'49.859	173.0	6.629
4	13	29 Andrea IANNONE	ITA	Team SUZUKI ECSTAR	SUZUKI	41'51.115	172.9	7.885
5	11	42 Alex RINS	SPA	Team SUZUKI ECSTAR	SUZUKI	41'51.137	172.9	7.907
6	10	35 Cal CRUTCHLOW	GBR	LCR Honda CASTROL	HONDA	41'52.350	172.8	9.120
7	9	9 Daniilo PETRUCCI	ITA	Alma Pramac Racing	DUCATI	41'54.128	172.7	10.898
8	8	25 Maverick VIÑALES	SPA	Movistar Yamaha MotoGP	YAMAHA	41'54.290	172.7	11.060
9	7	19 Alvaro BAUTISTA	SPA	Angel Nieto Team	DUCATI	41'54.384	172.7	11.154
10	6	5 Johann ZARCO	FRA	Monster Yamaha Tech 3	YAMAHA	42'00.874	172.2	17.644
11	5	44 Poi ESPARGARO	SPA	Red Bull KTM Factory Racing	KTM	42'03.486	172.0	20.256
12	4	55 Hafizh SYHRIN	MAL	Monster Yamaha Tech 3	YAMAHA	42'05.665	171.9	22.435
13	3	53 Tito RABAT	SPA	Reale Avintia Racing	DUCATI	42'05.694	171.9	22.464
14	2	38 Bradley SMITH	GBR	Red Bull KTM Factory Racing	KTM	42'05.725	171.9	22.495
15	1	21 Franco MORBIDELLI	ITA	EG 0,0 Marc VDS	HONDA	42'09.874	171.6	26.644
16		93 Marc MARQUEZ	SPA	Repsol Honda Team	HONDA	42'22.541	170.8	39.311
17		10 Xavier SIMEON	BEL	Reale Avintia Racing	DUCATI	42'44.441	169.3	1'01.211
18		30 Takaaki NAKAGAMI	JPN	LCR Honda IDEMITSU	HONDA	42'34.319	133.0	5 laps
Not classified								
		41 Aleix ESPARGARO	SPA	Aprilia Racing Team Gresini	APRILIA	34'44.756	172.0	4 laps
		43 Jack MILLER	AUS	Alma Pramac Racing	DUCATI	1'56.650	161.8	22 laps
		12 Thomas LUTHI	SWI	EG 0,0 Marc VDS	HONDA	1'59.032	158.6	22 laps
Not finished first lap								
		26 Dani PEDROSA	SPA	Repsol Honda Team	HONDA			
		17 Karel ABRAHAM	CZE	Angel Nieto Team	DUCATI			
		45 Scott REDDING	GBR	Aprilia Racing Team Gresini	APRILIA			

The results are provisional until the end of the limit for protest and appeals.

Time limit for protest expires 30' after publication of the results - Time:

These data/results cannot be reproduced, stored and/or transmitted in whole or in part by any manner of electronic, mechanical, photocopying, recording, broadcasting or otherwise now known or herein after developed without the previous express consent by the copyright owner, except for reproduction in daily press and regular printed publications on sale to the public within 60 days of the event related to those data/results and always provided that copyright symbol appears together as follows below.

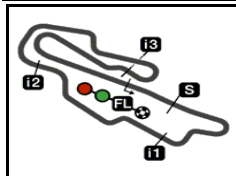
© DORNA, 2018

Official MotoGP Timing by TISSOT
www.motogp.com

Mugello, Sunday, June 03, 2018

Page 1 of 2






5245 m.

GRAN PREMIO D'ITALIA OAKLEY

Race

Classification after 23 laps = 120.635 km

29

Pos	 Rider	Nation	Team	Motorcycle	Total Time	Km/h	Gap
-----	---	--------	------	------------	------------	------	-----

Race condition: Dry

Air: 29°

Humidity: 39%

Ground: 51°

Pole Position:

Fastest Lap:

Circuit Record Lap:

Circuit Best Lap:

	Valentino ROSSI	1'46.208	177.7 Km/h
Lap 3	Daniilo PETRUCCI	1'48.001	174.8 Km/h
2013	Marc MARQUEZ	1'47.639	175.4 Km/h
2018	Valentino ROSSI	1'46.208	177.7 Km/h

13:40'00

13:58'26

14:01'02

14:01'44 Takaaki NAKAGAMI

14:01'44 Dani PEDROSA

14:03'15 Scott REDDING

14:03'15 Karel ABRAHAM

14:04'16 Jack MILLER

14:05'10 Thomas LUTHI

14:05'54 Takaaki NAKAGAMI

14:07'21 Takaaki NAKAGAMI

14:09'35 Marc MARQUEZ

14:09'48 Marc MARQUEZ

14:12'18 Takaaki NAKAGAMI

14:37'49 Aleix ESPARGARO

SIGHTING LAP START

WARM UP LAP START

RACE START

crashed out - Rider OK

crashed out - Rider OK

crashed out - Rider OK

crashed out - Rider OK

crashed out - Rider OK

crashed out - Rider OK

re-joined race

entered pits

crashed out - Rider OK

re-joined race

re-joined race

entered pits and retired

The results are provisional until the end of the limit for protest and appeals.

Time limit for protest expires 30' after publication of the results - Time:

These data/results cannot be reproduced, stored and/or transmitted in whole or in part by any manner of electronic, mechanical, photocopying, recording, broadcasting or otherwise now known or herein after developed without the previous express consent by the copyright owner, except for reproduction in daily press and regular printed publications on sale to the public within 60 days of the event related to those data/results and always provided that copyright symbol appears together as follows below.

© DORNA, 2018

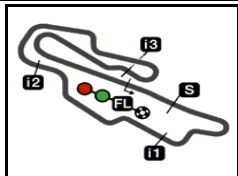
Official MotoGP Timing by TISSOT

www.motogp.com

Mugello, Sunday, June 03, 2018

Page 2 of 2





5245 m.

GRAN PREMIO D'ITALIA OAKLEY

MotoGP™

30

World Championship Classification

Rider	Nation	Points	Leader	Previous	QAT	ARG	AME	SPA	FRA	ITA	CAT	NED	GER	CZE	AUT	GBR	RSM	ARA	THA	JPN	AUS	MAL	VAL		
1	MARQUEZ Marc	SPA	95			20	0	25	25	25	0														
2	ROSSI Valentino	ITA	72	23	23	16	0	13	11	16	16														
3	VIÑALES Maverick	SPA	67	28	5	10	11	20	9	9	8														
4	DOVIZIOSO Andrea	ITA	66	29	1	25	10	11	-	-	20														
5	ZARCO Johann	FRA	64	31	2	8	20	10	20	-	6														
6	PETRUCCI Danilo	ITA	63	32	1	11	6	4	13	20	9														
7	IANNONE Andrea	ITA	60	35	3	7	8	16	16	-	13														
8	CRUTCHLOW Cal	GBR	56	39	4	13	25	0	-	8	10														
9	MILLER Jack	AUS	49	46	7	6	13	7	10	13	-														
10	LORENZO Jorge	SPA	41	54	8	-	1	5	-	10	25														
11	RINS Alex	SPA	33	62	8	-	16	-	-	6	11														
12	PEDROSA Dani	SPA	29	66	4	9	-	9	-	11	-														
13	RABAT Tito	SPA	27	68	2	5	9	8	2	-	3														
14	ESPARGARO Pol	SPA	23	72	4	-	5	3	5	5	5														
15	BAUTISTA Alvaro	SPA	19	76	4	3	0	1	8	-	7														
16	SYAHRIN Hafizh	MAL	17	78	2	2	7	-	0	4	4														
17	MORBIDELLI Franco	ITA	17	78	0	4	2	0	7	3	1														
18	ESPARGARO Aleix	SPA	13	82	4	0	-	6	-	7	-														
19	NAKAGAMI Takaaki	JPN	10	85	3	0	3	2	4	1	0														
20	SMITH Bradley	GBR	7	88	3	0	-	0	3	2	2														
21	KALLIO Mika	FIN	6	89	1	-	-	-	6	-	-														
22	REDDING Scott	GBR	5	90	1	0	4	0	1	-	-														
23	ABRAHAM Karel	CZE	1	94	4	1	0	-	0	0	-														
24	LUTHI Thomas	SWI	0	95	1	0	0	0	-	0	-														
25	SIMEON Xavier	BEL	0	95	0	0	0	0	0	0	0														

These data/results cannot be reproduced, stored and/or transmitted in whole or in part by any manner of electronic, mechanical, photocopying, recording, broadcasting or otherwise now known or herein after developed without the previous express consent by the copyright owner, except for reproduction in daily press and regular printed publications on sale to the public within 60 days of the event related to those data/results and always provided that copyright symbol appears together as follows below.

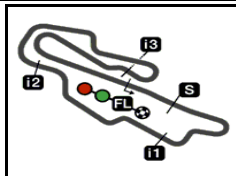
© DORNA, 2018

Official MotoGP Timing by TISSOT
www.motogp.com

Mugello, Sunday, June 03, 2018

Page 1 of 2





5245 m.

GRAN PREMIO D'ITALIA OAKLEY

World Championship Classification

30

Constructor	<i>Points</i>	<i>Leader Previous</i>		<i>QAT</i>	<i>ARG</i>	<i>AME</i>	<i>SPA</i>	<i>FRA</i>	<i>ITA</i>	<i>CAT</i>	<i>NED</i>	<i>GER</i>	<i>CZE</i>	<i>AUT</i>	<i>GBR</i>	<i>RSM</i>	<i>ARA</i>	<i>THA</i>	<i>JPN</i>	<i>AUS</i>	<i>MAL</i>	<i>VAL</i>	
1 HONDA	130			20	25	25	25	25	10														
2 YAMAHA	108	22	22	16	20	20	20	16	16														
3 DUCATI	107	23	1	25	13	11	13	20	25														
4 SUZUKI	74	56	33	7	16	16	16	6	13														
5 KTM	24	106	50	-	5	3	6	5	5														
6 APRILIA	18	112	6	-	4	6	1	7	-														

Team	<i>Points</i>	<i>Leader Previous</i>		<i>QAT</i>	<i>ARG</i>	<i>AME</i>	<i>SPA</i>	<i>FRA</i>	<i>ITA</i>	<i>CAT</i>	<i>NED</i>	<i>GER</i>	<i>CZE</i>	<i>AUT</i>	<i>GBR</i>	<i>RSM</i>	<i>ARA</i>	<i>THA</i>	<i>JPN</i>	<i>AUS</i>	<i>MAL</i>	<i>VAL</i>	
1 MOVISTAR YAMAHA MOTOGP	139			26	11	33	20	25	24														
2 REPSOL HONDA TEAM	124	15	15	29	-	34	25	36	-														
3 ALMA PRAMAC RACING	112	27	12	17	19	11	23	33	9														
4 DUCATI TEAM	107	32	5	25	11	16	-	10	45														
5 TEAM SUZUKI ECSTAR	93	46	14	7	24	16	16	6	24														
6 MONSTER YAMAHA TECH 3	81	58	12	10	27	10	20	4	10														
7 LCR HONDA	66	73	15	13	28	2	4	9	10														
8 RED BULL KTM FACTORY RA	30	109	36	-	5	3	8	7	7														
9 REALE AVINTIA RACING	27	112	3	5	9	8	2	-	3														
10 ANGEL NIETO TEAM	20	119	7	4	-	1	8	-	7														
11 APRILIA RACING TEAM GRESI	18	121	2	-	4	6	1	7	-														
12 EG 0,0 MARC VDS	17	122	1	4	2	-	7	3	1														

These data/results cannot be reproduced, stored and/or transmitted in whole or in part by any manner of electronic, mechanical, photocopying, recording, broadcasting or otherwise now known or herein after developed without the previous express consent by the copyright owner, except for reproduction in daily press and regular printed publications on sale to the public within 60 days of the event related to those data/results and always provided that copyright symbol appears together as follows below.

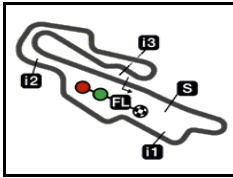
© DORNA, 2018

Official MotoGP Timing by TISSOT
www.motogp.com

Mugello, Sunday, June 03, 2018

Page 2 of 2





5245 m.

GRAN PREMIO D'ITALIA OAKLEY

Race

Lap Chart

31

Pos	1	2	3	4	5	6	7	8	9	10	11	12	13	14	15	16	17	18	19	20	21	22	23	24
Grid	46	99	25	29	9	93	4	35	5	42	43	21	53	55	44	19	38	30	12	26	41	17	45	10

	1	99	46	93	29	4	42	35	9	43	5	25	38	55	44	19	21	41	53	10	12	30			
	2	99	46	93	29	4	42	9	35	5	25	38	44	55	19	21	41	53	10	30					
	3	99	93	46	29	4	42	9	35	5	25	38	44	19	55	41	21	53	10	30					
	4	99	93	46	29	4	42	9	35	5	25	38	19	44	55	41	21	53	10	30					
	5	99	46	29	4	42	9	35	5	25	19	38	44	55	41	21	53	10	93	30					
	6	99	46	4	29	42	9	35	5	25	19	38	44	41	55	21	53	10	93	30					
	7	99	4	46	29	9	42	35	5	25	19	38	44	41	55	21	53	10	93	30					
	8	99	4	29	46	9	42	35	5	25	19	38	44	41	55	21	53	10	93	30					
	9	99	4	29	46	9	42	35	5	25	19	44	38	41	55	53	21	10	93	30					
	10	99	4	29	46	9	42	35	25	19	5	44	38	41	55	53	21	10	93	30					
L	11	99	4	29	46	9	42	35	25	19	5	44	41	38	55	53	21	10	93	30					
a	12	99	4	9	29	46	42	35	25	19	5	44	41	38	55	53	21	93	10	30					
P	13	99	4	9	46	42	29	35	25	19	5	44	41	38	55	53	21	93	10	30					
S	14	99	4	9	46	42	29	35	25	19	5	44	41	38	55	53	21	93	10	30					
	15	99	4	9	42	46	29	35	25	19	5	44	41	38	53	55	21	93	10	30					
	16	99	4	9	42	46	29	35	25	19	5	44	41	38	53	55	21	93	10	30					
	17	99	4	9	46	29	42	35	25	19	5	44	41	38	53	55	21	93	10	30					
	18	99	4	46	29	9	42	35	25	19	5	44	41	38	53	55	21	93	10	30					
	19	99	4	46	29	42	9	35	25	19	5	44	41	38	53	55	21	93	10						
	20	99	4	46	29	42	9	35	25	19	5	44	38	53	55	21	93	10							
	21	99	4	46	29	42	35	9	25	19	5	44	53	55	38	21	93	10							
	22	99	4	46	29	42	35	9	25	19	5	44	53	55	38	21	93	10							
	23	99	4	46	29	42	35	9	25	19	5	44	55	53	38	21	93	10							



Winner



Lapped rider

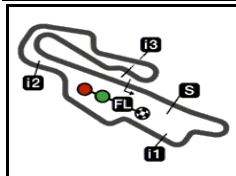
These data/results cannot be reproduced, stored and/or transmitted in whole or in part by any manner of electronic, mechanical, photocopying, recording, broadcasting or otherwise now known or herein after developed without the previous express consent by the copyright owner, except for reproduction in daily press and regular printed publications on sale to the public within 60 days of the event related to those data/results and always provided that copyright symbol appears together as follows below.

© DORNA, 2018

Official MotoGP Timing by TISSOT
www.motogp.com

Mugello, Sunday, June 03, 2018






5245 m.

GRAN PREMIO D'ITALIA OAKLEY

Race

Fastest Lap of Each Rider

32

	Rider	Nation	Team	Motorcycle	Time	Lap Total	Gap
1	9 Danilo PETRUCCI	ITA	Alma Pramac Racing	DUCATI	1'48.001	3 23	
2	4 Andrea DOVIZIOSO	ITA	Ducati Team	DUCATI	1'48.019	4 23	0.018 0.018
3	42 Alex RINS	SPA	Team SUZUKI ECSTAR	SUZUKI	1'48.047	4 23	0.046 0.028
4	29 Andrea IANNONE	ITA	Team SUZUKI ECSTAR	SUZUKI	1'48.073	2 23	0.072 0.026
5	93 Marc MARQUEZ	SPA	Repsol Honda Team	HONDA	1'48.091	2 23	0.090 0.018
6	46 Valentino ROSSI	ITA	Movistar Yamaha MotoGP	YAMAHA	1'48.096	2 23	0.095 0.005
7	99 Jorge LORENZO	SPA	Ducati Team	DUCATI	1'48.106	2 23	0.105 0.010
8	19 Alvaro BAUTISTA	SPA	Angel Nieto Team	DUCATI	1'48.255	6 23	0.254 0.149
9	35 Cal CRUTCHLOW	GBR	LCR Honda CASTROL	HONDA	1'48.372	6 23	0.371 0.117
10	25 Maverick VIÑALES	SPA	Movistar Yamaha MotoGP	YAMAHA	1'48.467	9 23	0.466 0.095
11	5 Johann ZARCO	FRA	Monster Yamaha Tech 3	YAMAHA	1'48.537	8 23	0.536 0.070
12	41 Aleix ESPARGARO	SPA	Aprilia Racing Team Gresini	APRILIA	1'48.544	6 19	0.543 0.007
13	30 Takaaki NAKAGAMI	JPN	LCR Honda IDEMITSU	HONDA	1'48.600	6 18	0.599 0.056
14	44 Pol ESPARGARO	SPA	Red Bull KTM Factory Racing	KTM	1'48.847	6 23	0.846 0.247
15	55 Hafizh SYAHRIN	MAL	Monster Yamaha Tech 3	YAMAHA	1'48.861	8 23	0.860 0.014
16	53 Tito RABAT	SPA	Reale Avintia Racing	DUCATI	1'48.865	7 23	0.864 0.004
17	38 Bradley SMITH	GBR	Red Bull KTM Factory Racing	KTM	1'48.886	3 23	0.885 0.021
18	21 Franco MORBIDELLI	ITA	EG 0,0 Marc VDS	HONDA	1'48.903	4 23	0.902 0.017
19	10 Xavier SIMEON	BEL	Reale Avintia Racing	DUCATI	1'50.151	4 23	2.150 1.248

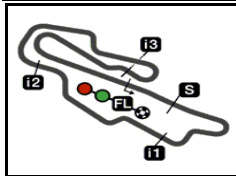
These data/results cannot be reproduced, stored and/or transmitted in whole or in part by any manner of electronic, mechanical, photocopying, recording, broadcasting or otherwise now known or herein after developed without the previous express consent by the copyright owner, except for reproduction in daily press and regular printed publications on sale to the public within 60 days of the event related to those data/results and always provided that copyright symbol appears together as follows below.

© DORNA, 2018

Official MotoGP Timing by TISSOT
www.motogp.com

Mugello, Sunday, June 03, 2018





5245 m.

GRAN PREMIO D'ITALIA OAKLEY

After the Race

Event Best Maximum Speed

33



Rider	Nation Team	Motorcycle	Km/h	
4 Andrea DOVIZIOSO	ITA Ducati Team	DUCATI	356.5	Race
9 Danilo PETRUCCI	ITA Alma Pramac Racing	DUCATI	355.8	Race
51 Michele PIRRO	ITA Ducati Team	DUCATI	355.2	Free Practice Nr. 2
19 Alvaro BAUTISTA	SPA Angel Nieto Team	DUCATI	352.4	Race
35 Cal CRUTCHLOW	GBR LCR Honda CASTROL	HONDA	350.9	Free Practice Nr. 2
25 Maverick VIÑALES	SPA Movistar Yamaha MotoGP	YAMAHA	350.8	Race
29 Andrea IANNONE	ITA Team SUZUKI ECSTAR	SUZUKI	350.0	Race
53 Tito RABAT	SPA Reale Avintia Racing	DUCATI	349.7	Qualifying Nr. 1
38 Bradley SMITH	GBR Red Bull KTM Factory Racing	KTM	349.5	Race
17 Karel ABRAHAM	CZE Angel Nieto Team	DUCATI	348.8	Free Practice Nr. 1
93 Marc MARQUEZ	SPA Repsol Honda Team	HONDA	348.1	Free Practice Nr. 2
44 Pol ESPARGARO	SPA Red Bull KTM Factory Racing	KTM	347.4	Race
5 Johann ZARCO	FRA Monster Yamaha Tech 3	YAMAHA	347.3	Race
26 Dani PEDROSA	SPA Repsol Honda Team	HONDA	347.2	Free Practice Nr. 3
99 Jorge LORENZO	SPA Ducati Team	DUCATI	346.4	Free Practice Nr. 3
46 Valentino ROSSI	ITA Movistar Yamaha MotoGP	YAMAHA	346.4	Warm Up
45 Scott REDDING	GBR Aprilia Racing Team Gresini	APRILIA	346.2	Qualifying Nr. 1
42 Alex RINS	SPA Team SUZUKI ECSTAR	SUZUKI	346.1	Race
10 Xavier SIMEON	BEL Reale Avintia Racing	DUCATI	345.8	Free Practice Nr. 1
43 Jack MILLER	AUS Alma Pramac Racing	DUCATI	345.2	Race
41 Aleix ESPARGARO	SPA Aprilia Racing Team Gresini	APRILIA	345.0	Warm Up
21 Franco MORBIDELLI	ITA EG 0,0 Marc VDS	HONDA	344.0	Free Practice Nr. 2
30 Takaaki NAKAGAMI	JPN LCR Honda IDEMITSU	HONDA	343.4	Free Practice Nr. 2
55 Hafizh SYAHRIN	MAL Monster Yamaha Tech 3	YAMAHA	342.8	Race
12 Thomas LUTHI	SWI EG 0,0 Marc VDS	HONDA	339.7	Free Practice Nr. 4

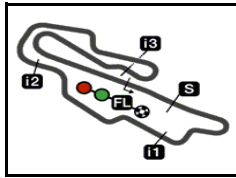
These data/results cannot be reproduced, stored and/or transmitted in whole or in part by any manner of electronic, mechanical, photocopying, recording, broadcasting or otherwise now known or herein after developed without the previous express consent by the copyright owner, except for reproduction in daily press and regular printed publications on sale to the public within 60 days of the event related to those data/results and always provided that copyright symbol appears together as follows below.

© DORNA, 2018

Official MotoGP Timing by TISSOT
www.motogp.com

Mugello, Sunday, June 03, 2018





5245 m.

GRAN PREMIO D'ITALIA OAKLEY

Race

Chronological Analysis of Performances

34

* Lap / Sector time cancelled

T1 Time from finish line to 1st intermedate

T3 Time from 2nd intermed. to 3rd intermed.

P Crossing the finish line in pit lane

T2 Time from 1st intermed. to 2nd intermed.

T4 Time from 3rd intermediate to finish line

**Tyre data subject to further updates

Lap	Lap Time	T1	T2	T3	T4	Speed	Lap	Lap Time	T1	T2	T3	T4	Speed		
1st	99	Jorge LORENZO		DUCATI		SPA	12	1'48.356	25.266	22.987	35.656	24.447	352.1		
		Ducati Team					13	1'48.671	25.405	22.980	35.738	24.548	352.3		
		Runs=1 Total laps=23 Full laps=22					14	1'48.600	25.351	23.107	35.696	24.446	351.1		
Run #	1	Front Tyre	Slick-Medium	Rear Tyre	Slick-Soft										
			New Tyre		New Tyre <td></td> <td></td> <td></td> <td></td> <td></td> <td></td> <td></td> <td></td>										
1	1'54.180	31.161	23.041	35.485	24.493	254.8	15	1'48.809	25.428	23.015	35.763	24.603	351.9		
2	1'48.106	25.315	22.884	35.429	24.478	340.1	16	1'48.805	25.376	23.161	35.758	24.510	351.6		
3	1'48.382	25.372	22.883	35.548	24.579	340.1	17	1'48.842	25.403	23.094	35.796	24.549	351.1		
4	1'48.284	25.389	22.869	35.570	24.456	339.5	18	1'49.556	25.524	23.098	36.131	24.803	348.4		
5	1'48.156	25.323	22.849	35.571	24.413	338.7	19	1'49.983	25.619	23.339	36.221	24.804	348.9		
6	1'48.504	25.378	22.886	35.735	24.505	338.6	20	1'49.764	25.606	23.231	36.170	24.757	348.9		
7	1'48.254	25.283	22.911	35.594	24.466	338.5	21	1'50.061	25.706	23.401	36.131	24.823	350.0		
8	1'48.166	25.284	22.862	35.593	24.427	339.7	22	1'50.078	25.663	23.328	36.186	24.901	351.5		
9	1'48.133	25.233	22.867	35.565	24.468	339.9	23	1'50.290	25.809	23.398	36.365	24.718	349.4		
10	1'48.208	25.359	22.923	35.500	24.426	340.4									
11	1'48.302	25.453	22.879	35.524	24.446	339.5	3rd	46	Valentino ROSSI		YAMAHA		ITA		
12	1'48.277	25.282	22.925	35.629	24.441	341.1			Movistar Yamaha MotoGP		Runs=1 Total laps=23 Full laps=22				
13	1'48.297	25.291	22.894	35.634	24.478	342.8			Run #	1	Front Tyre	Slick-Hard	Rear Tyre	Slick-Medium	
14	1'48.323	25.294	22.935	35.697	24.397	342.5						New Tyre		New Tyre	
15	1'48.730	25.482	22.978	35.698	24.572	342.6			1	1'54.452	31.455	23.076	35.315	24.606	250.5
16	1'48.662	25.363	22.974	35.828	24.497	342.2			2	1'48.096	25.338	22.803	35.396	24.559	343.6
17	1'48.565	25.438	22.982	35.698	24.447	341.9			3	1'48.423	25.617	22.870	35.403	24.533	342.2
18	1'48.542	25.419	22.954	35.720	24.449	341.1			4	1'48.430	25.572	22.829	35.485	24.544	340.3
19	1'48.665	25.373	23.002	35.797	24.493	341.4			5	1'48.270	25.383	22.828	35.524	24.535	344.7
20	1'48.839	25.459	23.044	35.819	24.517	341.5			6	1'48.294	25.357	22.839	35.488	24.610	339.7
21	1'49.333	25.623	23.216	35.989	24.505	343.0			7	1'48.962	25.361	23.088	35.861	24.652	340.4
22	1'49.917	25.710	23.326	36.172	24.709	342.8			8	1'48.800	25.666	22.880	35.584	24.670	344.3
23	1'50.405	25.813	23.477	36.457	24.658	339.8			9	1'48.459	25.441	22.881	35.493	24.644	344.6
									10	1'48.650	25.448	23.000	35.552	24.650	343.5
									11	1'48.811	25.518	23.022	35.609	24.662	342.0
2nd	4	Andrea DOVIZIOSO		DUCATI		ITA	12	1'49.374	25.476	23.025	35.803	25.070	343.4		
		Ducati Team					13	1'49.563	25.807	23.049	35.975	24.732	338.2		
		Runs=1 Total laps=23 Full laps=22					14	1'49.163	25.487	23.092	35.784	24.800	344.3		
Run #	1	Front Tyre	Slick-Hard	Rear Tyre	Slick-Soft										
			New Tyre		New Tyre										
1	1'55.428	32.135	23.105	35.603	24.585	262.4	15	1'49.353	25.588	23.373	35.673	24.719	342.8		
2	1'48.249	25.305	22.938	35.558	24.448	355.9	16	1'49.354	25.640	23.143	35.788	24.783	345.2		
3	1'48.118	25.349	22.910	35.418	24.441	353.9	17	1'49.375	25.606	23.137	35.913	24.719	345.0		
4	1'48.019	25.313	22.850	35.524	24.332	356.5	18	1'49.106	25.632	23.177	35.522	24.775	342.6		
5	1'48.210	25.396	22.871	35.527	24.416	355.2	19	1'49.451	25.537	23.128	35.872	24.914	336.7		
6	1'48.184	25.384	22.837	35.441	24.522	351.4	20	1'49.116	25.515	23.124	35.630	24.847	340.0		
7	1'48.429	25.329	22.866	35.721	24.513	352.9	21	1'48.938	25.415	23.100	35.693	24.730	341.9		
8	1'48.348	25.353	22.819	35.665	24.511	349.4	22	1'48.886	25.637	23.000	35.600	24.649	341.4		
9	1'48.234	25.248	22.910	35.611	24.465	349.8	23	1'48.533	25.427	22.943	35.609	24.554	340.9		
10	1'48.344	25.289	22.997	35.578	24.480	350.3									
11	1'48.222	25.292	22.898	35.554	24.478	349.4									

Fastest Lap: Jorge LORENZO Ducati Team SPA **1'48.106** 25.315 22.884 35.429 24.478

These data/results cannot be reproduced, stored and/or transmitted in whole or in part by any manner of electronic, mechanical, photocopying, recording, broadcasting or otherwise now known or herein after developed without the previous express consent by the copyright owner, except for reproduction in daily press and regular printed publications on sale to the public within 60 days of the event related to those data/results and always provided that copyright symbol appears together as follows below.
© DORNA, 2018



Race

MotoGP

Lap	Lap Time	T1	T2	T3	T4	Speed	Lap	Lap Time	T1	T2	T3	T4	Speed	
4th	29	Andrea IANNONE				SUZUKI	ITA	23	1'49.174	25.533	23.133	35.982	24.526	345.7
Team SUZUKI ECSTAR							Runs=1 Total laps=23 Full laps=22							
Run #	1	Front Tyre	Slick-Medium	Rear Tyre	Slick-Soft		Run #	1	Front Tyre	Slick-Medium	Rear Tyre	Slick-Medium		
		2 Laps at start		2 Laps at start					New Tyre		New Tyre			
1	1'54.912	31.986	23.069	35.300	24.557	253.5	1	1'55.981	32.358	23.343	35.550	24.730	256.3	
2	1'48.073	25.457	22.815	35.352	24.449	340.4	2	1'48.611	25.397	23.056	35.326	24.832	345.2	
3	1'48.171	25.508	22.845	35.358	24.460	338.3	3	1'48.423	25.538	22.981	35.365	24.539	340.2	
4	1'48.349	25.638	22.806	35.450	24.455	344.6	4	1'48.448	25.466	23.000	35.405	24.577	345.4	
5	1'48.477	25.545	22.787	35.505	24.640	348.2	5	1'48.413	25.441	22.959	35.456	24.557	345.3	
6	1'48.507	25.697	22.838	35.445	24.527	340.9	6	1'48.372	25.352	22.953	35.445	24.622	346.7	
7	1'48.515	25.504	22.833	35.605	24.573	340.6	7	1'48.518	25.391	23.011	35.544	24.572	345.7	
8	1'48.337	25.478	22.751	35.500	24.608	346.7	8	1'48.780	25.538	23.130	35.488	24.624	349.2	
9	1'48.322	25.478	22.816	35.397	24.631	339.1	9	1'48.672	25.488	23.085	35.531	24.568	346.9	
10	1'48.313	25.396	22.817	35.581	24.519	339.4	10	1'48.556	25.557	23.061	35.396	24.542	347.3	
11	1'48.966	25.517	22.788	35.861	24.800	338.7	11	1'48.434	25.432	23.003	35.396	24.603	349.8	
12	1'50.055	25.702	22.962	36.338	25.053	338.0	12	1'48.754	25.453	23.033	35.552	24.716	349.0	
13	1'50.131	25.716	23.054	36.544	24.817	345.9	13	1'49.383	25.546	23.126	35.873	24.838	348.3	
14	1'48.877	25.629	23.001	35.697	24.550	342.3	14	1'48.934	25.619	23.137	35.601	24.577	347.0	
15	1'49.429	25.668	23.267	35.931	24.563	344.8	15	1'49.429	25.683	23.225	35.860	24.661	345.9	
16	1'49.165	25.630	23.149	35.715	24.671	344.7	16	1'49.107	25.616	23.190	35.668	24.633	346.1	
17	1'49.327	25.683	23.182	35.870	24.592	350.0	17	1'49.579	25.732	23.262	35.854	24.731	348.2	
18	1'49.497	25.738	23.360	35.813	24.586	346.9	18	1'49.913	25.716	23.393	36.056	24.748	340.1	
19	1'48.990	25.650	22.968	35.733	24.639	340.0	19	1'49.379	25.609	23.125	35.937	24.708	344.1	
20	1'49.164	25.752	23.134	35.674	24.604	341.3	20	1'49.369	25.648	23.231	35.892	24.598	343.0	
21	1'48.942	25.618	23.121	35.744	24.459	344.9	21	1'48.766	25.632	23.065	35.608	24.461	346.5	
22	1'49.189	25.866	23.049	35.680	24.594	347.9	22	1'49.026	25.657	23.108	35.639	24.622	346.3	
23	1'49.407	25.712	23.114	35.972	24.609	342.9	23	1'49.503	25.652	23.196	35.866	24.789	346.7	
5th	42	Alex RINS				SUZUKI	SPA	Runs=1 Total laps=23 Full laps=22						
Team SUZUKI ECSTAR							Runs=1 Total laps=23 Full laps=22							
Run #	1	Front Tyre	Slick-Medium	Rear Tyre	Slick-Soft		Run #	1	Front Tyre	Slick-Medium	Rear Tyre	Slick-Soft		
		2 Laps at start		2 Laps at start					New Tyre		New Tyre			
1	1'55.599	32.340	23.020	35.593	24.646	262.2	1	1'56.293	32.686	23.570	35.575	24.462	255.9	
2	1'48.332	25.388	22.852	35.542	24.550	343.7	2	1'48.047	25.323	22.904	35.438	24.382	352.9	
3	1'48.178	25.381	22.819	35.368	24.610	344.8	3	1'48.001	25.365	22.840	35.361	24.435	353.2	
4	1'48.047	25.363	22.771	35.399	24.514	342.3	4	1'48.003	25.411	22.835	35.384	24.373	353.1	
5	1'48.263	25.503	22.803	35.393	24.564	342.6	5	1'48.264	25.520	22.852	35.484	24.408	352.1	
6	1'48.410	25.396	22.941	35.493	24.580	342.8	6	1'48.411	25.483	22.910	35.568	24.450	352.3	
7	1'49.196	25.895	22.999	35.544	24.758	342.5	7	1'48.346	25.447	22.962	35.476	24.461	353.7	
8	1'48.589	25.535	22.929	35.502	24.623	338.7	8	1'48.644	25.518	22.926	35.730	24.470	353.0	
9	1'48.620	25.487	22.894	35.625	24.614	339.4	9	1'48.346	25.353	22.960	35.544	24.489	355.8	
10	1'48.820	25.664	22.990	35.538	24.628	338.8	10	1'48.769	25.578	23.045	35.663	24.483	349.0	
11	1'48.607	25.563	22.859	35.569	24.616	336.9	11	1'48.769	25.522	23.056	35.738	24.453	351.2	
12	1'48.699	25.582	22.929	35.594	24.594	340.9	12	1'48.993	25.534	23.018	35.762	24.679	352.7	
13	1'49.274	25.600	23.097	35.975	24.602	344.4	13	1'48.987	25.529	23.055	35.785	24.618	349.1	
14	1'49.174	25.516	23.112	35.840	24.706	346.1	14	1'49.200	25.545	23.195	35.851	24.609	347.2	
15	1'49.076	25.570	23.086	35.695	24.725	343.9	15	1'49.414	25.718	23.216	35.810	24.670	349.4	
16	1'49.359	25.506	23.146	35.998	24.709	340.9	16	1'49.516	25.603	23.275	36.002	24.636	348.8	
17	1'49.928	25.660	23.672	35.904	24.692	340.8	17	1'49.679	25.760	23.265	35.978	24.676	347.1	
18	1'49.896	25.685	23.484	36.102	24.625	344.0	18	1'50.053	25.712	23.869	36.018	24.454	346.1	
19	1'49.221	25.510	23.152	35.870	24.689	342.6	19	1'49.711	25.657	23.179	36.233	24.642	350.9	
20	1'48.914	25.578	23.050	35.623	24.663	341.3	20	1'49.458	25.772	23.142	35.971	24.573	349.5	
21	1'48.843	25.569	23.012	35.679	24.583	341.4								
22	1'48.918	25.627	23.060	35.704	24.527	343.9								
Fastest Lap: Jorge LORENZO							Ducati Team SPA 1'48.106 25.315 22.884 35.429 24.478							

These data/results cannot be reproduced, stored and/or transmitted in whole or in part by any manner of electronic, mechanical, photocopying, recording, broadcasting or otherwise now known or herein after developed without the previous express consent by the copyright owner, except for reproduction in daily press and regular printed publications on sale to the public within 60 days of the event related to those data/results and always provided that copyright symbol appears together as follows below.
© DORNA, 2018



Race

MotoGP

Lap	Lap Time	T1	T2	T3	T4	Speed	Lap	Lap Time	T1	T2	T3	T4	Speed
21	1'49.892	26.084	23.316	36.019	24.473	352.9	19	1'49.225	25.716	23.193	35.832	24.484	350.8
22	1'49.586	25.660	23.159	36.070	24.697	352.3	20	1'49.234	25.622	23.193	35.947	24.472	352.4
23	1'49.746	25.660	23.240	36.216	24.630	351.4	21	1'49.743	25.754	23.335	36.170	24.484	349.4

8th **25** **Maverick VIÑALES** YAMAHA SPA
Movistar Yamaha MotoGP

Runs=1 Total laps=23 Full laps=22

Run #	1	Front Tyre	Slick-Hard	Rear Tyre	Slick-Medium	Speed
			New Tyre		New Tyre	
1	1'57.267	32.433	23.390	36.653	24.791	256.4
2	1'49.067	25.631	22.993	35.863	24.580	347.3
3	1'48.872	25.598	23.016	35.702	24.556	346.0
4	1'48.662	25.567	22.876	35.766	24.453	345.6
5	1'48.546	25.401	22.903	35.691	24.551	345.3
6	1'48.601	25.450	22.963	35.600	24.588	344.1
7	1'48.807	25.559	22.913	35.796	24.539	339.4
8	1'48.692	25.560	22.891	35.622	24.619	344.2
9	1'48.467	25.394	22.949	35.634	24.490	344.9
10	1'48.773	25.563	22.941	35.655	24.614	343.1
11	1'49.229	25.501	23.027	36.045	24.656	343.6
12	1'48.957	25.460	23.034	35.916	24.547	342.2
13	1'48.881	25.528	22.940	35.766	24.647	345.7
14	1'48.707	25.387	22.957	35.835	24.528	345.0
15	1'48.800	25.558	22.972	35.711	24.559	344.8
16	1'48.755	25.459	22.926	35.859	24.511	347.4
17	1'48.736	25.477	22.971	35.785	24.503	345.8
18	1'49.057	25.552	22.995	35.945	24.565	344.6
19	1'49.223	25.807	22.937	36.000	24.479	347.4
20	1'49.362	25.626	23.137	36.032	24.567	342.9
21	1'49.739	25.681	23.274	36.226	24.558	350.8
22	1'49.563	25.805	23.156	36.080	24.522	348.6
23	1'49.527	25.583	23.177	36.087	24.680	347.2

9th **19** **Alvaro BAUTISTA** DUCATI SPA
Angel Nieto Team

Runs=1 Total laps=23 Full laps=22

Run #	1	Front Tyre	Slick-Medium	Rear Tyre	Slick-Soft	Speed
			New Tyre		New Tyre	
1	1'57.839	33.163	24.005	35.958	24.713	266.3
2	1'49.251	25.833	23.109	35.640	24.669	349.1
3	1'48.987	25.517	23.201	35.660	24.609	344.6
4	1'48.454	25.490	22.864	35.580	24.520	346.5
5	1'48.444	25.425	22.878	35.549	24.592	348.8
6	1'48.255	25.504	22.884	35.393	24.474	345.7
7	1'48.691	25.499	22.935	35.774	24.483	347.2
8	1'48.717	25.650	22.906	35.572	24.589	343.5
9	1'48.498	25.489	22.909	35.603	24.497	351.1
10	1'48.977	25.640	23.127	35.689	24.521	347.9
11	1'49.187	25.494	22.878	36.310	24.505	345.6
12	1'48.765	25.478	23.012	35.747	24.528	348.3
13	1'48.861	25.587	22.997	35.730	24.547	350.4
14	1'48.692	25.516	22.853	35.858	24.465	351.4
15	1'48.773	25.678	23.029	35.585	24.481	350.3
16	1'48.899	25.581	23.038	35.735	24.545	346.2
17	1'48.638	25.468	22.939	35.801	24.430	349.7
18	1'49.157	25.629	23.007	35.948	24.573	351.5

Fastest Lap: Jorge LORENZO Ducati Team SPA **1'48.106** 25.315 22.884 35.429 24.478

These data/results cannot be reproduced, stored and/or transmitted in whole or in part by any manner of electronic, mechanical, photocopying, recording, broadcasting or otherwise now known or herein after developed without the previous express consent by the copyright owner, except for reproduction in daily press and regular printed publications on sale to the public within 60 days of the event related to those data/results and always provided that copyright symbol appears together as follows below.
© DORNA, 2018

Official MotoGP Timing by TISSOT
www.motogp.com

Mugello, Sunday, June 03, 2018

Page 3 of 6



10th **5** **Johann ZARCO** YAMAHA FRA
Monster Yamaha Tech 3

Runs=1 Total laps=23 Full laps=22

Run #	1	Front Tyre	Slick-Medium	Rear Tyre	Slick-Medium	Speed
			New Tyre		New Tyre	
1	1'56.916	32.527	23.594	36.047	24.748	264.6
2	1'48.784	25.733	22.940	35.575	24.536	347.3
3	1'48.800	25.575	22.923	35.700	24.602	341.2
4	1'48.967	25.732	22.938	35.704	24.593	339.8
5	1'48.668	25.550	22.896	35.669	24.553	337.3
6	1'48.750	25.589	22.914	35.641	24.606	337.8
7	1'48.745	25.532	23.010	35.587	24.616	336.7
8	1'48.537	25.525	22.877	35.551	24.584	337.8
9	1'48.684	25.544	22.937	35.631	24.572	337.9
10	1'49.505	25.808	23.137	35.934	24.626	338.4
11	1'49.169	25.543	23.007	36.074	24.545	343.6
12	1'48.961	25.541	23.094	35.750	24.576	343.9
13	1'48.824	25.531	23.063	35.704	24.526	344.9
14	1'48.822	25.515	23.030	35.799	24.478	345.9
15	1'49.347	25.647	23.158	35.826	24.716	345.0
16	1'49.150	25.499	23.180	35.925	24.546	343.2
17	1'49.256	25.709	23.147	35.864	24.536	340.5
18	1'49.300	25.735	23.163	35.823	24.579	340.4
19	1'49.806	25.834	23.307	35.946	24.719	338.5
20	1'50.419	25.841	23.575	36.220	24.783	338.9
21	1'49.765	25.681	23.341	35.967	24.776	338.7
22	1'50.504	25.835	23.409	36.349	24.911	338.9
23	1'51.195	26.078	23.654	36.445	25.018	336.8

11th **44** **Poi ESPARGARO** KTM SPA
Red Bull KTM Factory Racing

Runs=1 Total laps=23 Full laps=22

Run #	1	Front Tyre	Slick-Hard	Rear Tyre	Slick-Soft	Speed
			New Tyre		New Tyre	
1	1'57.644	33.025	23.782	36.192	24.645	266.3
2	1'49.089	25.653	23.020	35.868	24.548	343.7
3	1'49.312	25.803	23.106	35.717	24.686	336.2
4	1'48.997	25.734	23.035	35.682	24.546	345.0
5	1'48.930	25.669	22.980	35.747	24.534	345.4
6	1'48.847	25.627	23.041	35.629	24.550	346.7
7	1'48.988	25.594	22.967	35.856	24.571	347.4
8	1'48.868	25.666	22.961	35.767	24.474	346.8
9	1'49.272	25.921	23.042	35.716	24.593	344.6
10	1'49.123	25.623	23.032	35.872	24.596	342.6
11	1'49.072	25.538	23.145	35.777	24.612	342.8
12	1'49.403	25.669	23.205	35.908	24.621	342.5
13	1'49.165	25.592	23.099	35.886	24.588	344.9
14	1'49.186	25.598	23.115	35.862	24.611	343.8
15	1'49.614	25.916	23.159	35.940	24.599	343.0
16	1'49.486	25.682	23.202	35.971	24.631	342.6

Race

MotoGP

Lap	Lap Time	T1	T2	T3	T4	Speed	Lap	Lap Time	T1	T2	T3	T4	Speed
17	1'49.475	25.646	23.201	36.004	24.624	342.4	15	1'49.249	25.574	22.986	35.921	24.768	349.1
18	1'49.587	25.734	23.202	35.995	24.656	341.3	16	1'49.607	25.632	23.077	36.103	24.795	342.9
19	1'49.952	25.995	23.304	35.980	24.673	340.0	17	1'49.543	25.698	23.151	35.956	24.738	344.6
20	1'49.763	25.682	23.266	36.132	24.683	342.0	18	1'49.506	25.697	23.115	35.957	24.737	343.6
21	1'49.826	25.767	23.294	36.123	24.642	342.5	19	1'49.873	25.748	23.198	36.109	24.818	344.2
22	1'50.101	25.952	23.274	36.109	24.766	341.9	20	1'50.120	25.870	23.362	36.035	24.853	344.3
23	1'49.786	25.805	23.284	36.045	24.652	341.6	21	1'49.925	25.693	23.266	36.182	24.784	346.0
							22	1'49.938	25.899	23.216	36.051	24.772	339.6
							23	1'50.396	25.879	23.383	36.235	24.899	338.7

12th 55 **Hafiz SYAHRIN** YAMAHA MAL
Monster Yamaha Tech 3

Runs=1 Total laps=23 Full laps=22

Run #	1	Front Tyre	Slick-Medium	Rear Tyre	Slick-Soft	
		New Tyre	New Tyre			
1	1'57.643	32.958	23.986	35.909	24.790	260.0
2	1'49.432	25.876	23.062	35.731	24.763	335.8
3	1'49.261	25.755	23.098	35.741	24.667	339.9
4	1'49.096	25.687	23.019	35.648	24.742	339.7
5	1'48.915	25.697	22.919	35.574	24.725	340.0
6	1'49.190	25.802	23.102	35.513	24.773	336.9
7	1'49.036	25.664	23.027	35.591	24.754	338.5
8	1'48.861	25.583	22.971	35.633	24.674	338.7
9	1'49.231	25.616	23.178	35.722	24.715	341.6
10	1'49.222	25.636	23.132	35.644	24.810	340.3
11	1'49.259	25.790	23.111	35.702	24.656	338.5
12	1'49.354	25.720	23.115	35.809	24.710	338.4
13	1'49.330	25.624	23.214	35.692	24.800	342.5
14	1'49.508	25.750	23.119	35.776	24.863	340.3
15	1'49.763	25.975	23.158	35.853	24.777	340.0
16	1'49.630	25.915	23.067	35.848	24.800	342.8
17	1'49.615	25.742	23.220	35.933	24.720	341.8
18	1'49.486	25.746	23.145	35.871	24.724	339.9
19	1'49.872	25.689	23.314	36.055	24.814	342.0
20	1'50.022	25.893	23.352	35.950	24.827	339.0
21	1'49.967	25.723	23.271	36.098	24.875	341.8
22	1'49.701	25.620	23.351	36.028	24.702	341.8
23	1'50.271	25.875	23.414	36.212	24.770	338.2

13th 53 **Tito RABAT** DUCATI SPA
Reale Avintia Racing

Runs=1 Total laps=23 Full laps=22

Run #	1	Front Tyre	Slick-Medium	Rear Tyre	Slick-Soft	
		New Tyre	New Tyre			
1	1'58.585	33.466	23.939	36.223	24.957	264.8
2	1'49.302	25.648	23.130	35.739	24.785	345.9
3	1'49.547	25.772	23.175	35.866	24.734	340.2
4	1'48.993	25.724	22.930	35.587	24.752	341.1
5	1'49.150	25.683	22.956	35.758	24.753	342.3
6	1'49.536	25.711	22.978	36.045	24.802	345.6
7	1'48.865	25.560	22.941	35.688	24.676	339.7
8	1'48.956	25.527	23.049	35.783	24.597	344.2
9	1'49.293	25.526	23.156	35.853	24.758	342.3
10	1'48.970	25.574	23.019	35.710	24.667	337.5
11	1'48.917	25.587	22.920	35.694	24.716	338.7
12	1'49.319	25.585	23.217	35.889	24.628	341.4
13	1'49.163	25.589	23.046	35.829	24.699	344.4
14	1'48.941	25.472	23.025	35.869	24.575	344.3

Fastest Lap: Jorge LORENZO Ducati Team SPA 1'48.106 25.315 22.884 35.429 24.478

These data/results cannot be reproduced, stored and/or transmitted in whole or in part by any manner of electronic, mechanical, photocopying, recording, broadcasting or otherwise now known or herein after developed without the previous express consent by the copyright owner, except for reproduction in daily press and regular printed publications on sale to the public within 60 days of the event related to those data/results and always provided that copyright symbol appears together as follows below.
© DORNA, 2018

Official MotoGP Timing by TISSOT
www.motogp.com

Mugello, Sunday, June 03, 2018

Page 4 of 6



14th 38 **Bradley SMITH** KTM GBR
Red Bull KTM Factory Racing

Runs=1 Total laps=23 Full laps=22

Run #	1	Front Tyre	Slick-Medium	Rear Tyre	Slick-Soft	
		New Tyre	New Tyre			
1	1'57.300	32.978	23.644	36.095	24.583	267.3
2	1'49.233	25.741	23.075	35.884	24.533	344.1
3	1'48.886	25.598	23.111	35.749	24.428	343.6
4	1'48.996	25.629	23.103	35.748	24.516	346.5
5	1'49.238	25.736	22.924	35.885	24.693	345.1
6	1'49.010	25.644	22.982	35.678	24.706	344.9
7	1'49.034	25.515	22.955	35.904	24.660	343.7
8	1'48.950	25.606	22.974	35.751	24.619	343.7
9	1'49.360	25.672	23.006	35.874	24.808	342.2
10	1'49.187	25.688	23.036	35.886	24.577	339.3
11	1'49.384	25.632	23.053	35.961	24.738	344.0
12	1'49.593	25.850	23.140	35.931	24.672	341.8
13	1'49.167	25.533	23.103	35.852	24.679	349.5
14	1'49.457	25.650	23.144	36.018	24.645	346.9
15	1'49.510	25.692	23.189	36.028	24.601	345.6
16	1'49.856	25.786	23.188	36.193	24.689	346.5
17	1'49.531	25.696	23.129	36.064	24.642	347.2
18	1'49.521	25.677	23.116	36.021	24.707	345.9
19	1'49.765	25.698	23.172	36.132	24.763	346.9
20	1'50.236	25.910	23.374	36.151	24.801	346.0
21	1'50.664	25.725	23.300	36.905	24.734	345.1
22	1'50.131	25.807	23.362	36.234	24.728	341.8
23	1'49.716	25.714	23.177	36.295	24.530	348.4

15th 21 **Franco MORBIDELLI** HONDA ITA
EG 0,0 Marc VDS

Runs=1 Total laps=23 Full laps=22

Run #	1	Front Tyre	Slick-Medium	Rear Tyre	Slick-Soft	
		New Tyre	New Tyre			
1	1'57.993	33.251	23.957	36.078	24.707	257.1
2	1'49.331	25.803	23.146	35.650	24.732	338.5
3	1'49.691	25.757	23.032	35.670	25.232	340.0
4	1'48.903	25.741	23.020	35.586	24.556	337.9
5	1'49.510	25.679	23.194	35.900	24.737	343.2
6	1'49.097	25.659	23.045	35.696	24.697	339.6
7	1'49.148	25.603	23.075	35.737	24.733	338.4
8	1'49.210	25.663	23.107	35.661	24.779	337.7
9	1'49.547	25.820	23.171	35.761	24.795	336.6
10	1'49.073	25.594	23.125	35.635	24.719	337.5
11	1'49.793	26.080	23.302	35.704	24.707	341.3
12	1'49.711	25.897	23.264	35.759	24.791	338.4

Race

MotoGP

Lap	Lap Time	T1	T2	T3	T4	Speed	Lap	Lap Time	T1	T2	T3	T4	Speed
13	1'49.421	25.703	23.211	35.697	24.810	340.8	11	1'50.932	25.965	23.428	36.196	25.343	335.0
14	1'49.404	25.686	23.123	35.881	24.714	338.9	12	1'50.886	25.948	23.446	36.101	25.391	342.5
15	1'49.369	25.650	23.138	35.826	24.755	341.0	13	1'51.162	26.025	23.479	36.200	25.458	341.6
16	1'49.956	25.794	23.322	35.876	24.964	339.9	14	1'52.037	26.312	23.947	36.216	25.562	340.1
17	1'49.635	25.746	23.239	35.882	24.768	339.3	15	1'51.696	26.119	23.557	36.525	25.495	336.9
18	1'49.400	25.632	23.190	35.792	24.786	338.4	16	1'51.362	26.055	23.656	36.300	25.351	338.1
19	1'49.977	25.674	23.244	36.216	24.843	338.7	17	1'50.852	26.020	23.416	36.121	25.295	337.8
20	1'50.160	25.822	23.371	36.102	24.865	339.3	18	1'52.234	26.272	23.768	36.584	25.610	338.9
21	1'49.711	25.743	23.367	35.849	24.752	340.1	19	1'52.375	26.158	24.374	36.377	25.466	338.5
22	1'50.642	25.949	23.409	36.261	25.023	340.4	20	1'51.839	26.259	23.729	36.379	25.472	338.6
23	1'51.192	26.125	23.590	36.341	25.136	338.6	21	1'51.714	26.143	23.749	36.322	25.500	339.6
							22	1'51.537	26.124	23.684	36.336	25.393	337.0
							23	1'51.816	26.166	23.660	36.532	25.458	337.6

16th 93 Marc MARQUEZ HONDA SPA
Repsol Honda Team

Runs=1 Total laps=23 Full laps=22

Run #	1	Front Tyre	Slick-Hard	Rear Tyre	Slick-Hard	Speed
		New Tyre		New Tyre		
1	1'54.559	31.932	22.883	35.311	24.433	259.1
2	1'48.091	25.427	22.802	35.450	24.412	344.4
3	1'48.224	25.433	22.777	35.459	24.555	346.0
4	1'48.348	25.527	22.820	35.514	24.487	339.6
5	2'11.933	25.389	22.784	58.870	24.890	339.8
6	1'49.239	25.571	23.220	35.715	24.733	341.1
7	1'48.879	25.505	23.020	35.704	24.650	338.5
8	1'48.994	25.450	22.995	35.809	24.740	338.2
9	1'48.820	25.433	23.038	35.741	24.608	340.8
10	1'48.666	25.413	22.992	35.647	24.614	341.3
11	1'49.200	25.384	22.972	36.060	24.784	341.0
12	1'49.482	25.658	23.179	35.935	24.710	339.6
13	1'48.979	25.398	23.088	35.768	24.725	342.7
14	1'48.927	25.394	23.104	35.737	24.692	340.6
15	1'49.065	25.462	22.994	35.895	24.714	341.8
16	1'48.845	25.403	23.046	35.766	24.630	341.9
17	1'49.586	25.544	23.412	35.936	24.694	341.4
18	1'49.215	25.506	23.063	35.937	24.709	339.3
19	1'49.378	25.420	23.152	36.007	24.799	340.3
20	1'49.791	25.565	23.268	36.045	24.913	341.0
21	1'50.458	25.784	23.630	36.132	24.912	340.5
22	1'51.080	25.752	23.671	36.513	25.144	340.6
23	1'52.782	26.064	23.951	36.992	25.775	338.0

17th 10 Xavier SIMEON DUCATI BEL
Reale Avintia Racing

Runs=1 Total laps=23 Full laps=22

Run #	1	Front Tyre	Slick-Medium	Rear Tyre	Slick-Soft	Speed
		New Tyre		New Tyre		
1	1'59.031	33.705	24.012	36.094	25.220	270.6
2	1'51.073	25.969	23.468	35.887	25.749	337.7
3	1'50.521	26.018	23.444	35.898	25.161	338.6
4	1'50.151	25.953	23.302	35.800	25.096	338.6
5	1'50.472	25.886	23.372	36.000	25.214	337.5
6	1'50.453	25.913	23.447	35.842	25.251	337.8
7	1'50.368	25.883	23.319	35.970	25.196	336.7
8	1'50.564	25.908	23.361	36.043	25.252	336.7
9	1'50.746	25.990	23.472	35.969	25.315	335.6
10	1'50.620	25.979	23.418	35.943	25.280	336.0

18th 30 Takaaki NAKAGAMI HONDA JPN
LCR Honda IDEMITSU

Runs=2 Total laps=18 Full laps=16

Run #	1	Front Tyre	Slick-Medium	Rear Tyre	Slick-Soft	Speed
		New Tyre		New Tyre		
1	6'15.897	P 4'25.473	37.798	44.401	28.225	263.0
		1 Laps at start		1 Laps at start		
2	2'04.271	35.617	25.191	37.369	26.094	147.3
3	1'51.604	26.450	23.645	36.311	25.198	328.4
4	1'49.440	25.788	23.193	35.705	24.754	333.6
5	1'48.882	25.618	22.978	35.587	24.699	335.7
6	1'48.600	25.504	23.020	35.447	24.629	334.0
7	1'49.554	25.584	23.183	35.764	25.023	335.2
8	1'50.286	25.787	23.517	35.961	25.021	335.9
9	1'48.968	25.644	23.043	35.580	24.701	335.9
10	1'49.897	25.863	23.214	35.848	24.972	336.3
11	1'49.328	25.712	23.097	35.717	24.802	335.4
12	1'49.326	25.661	23.082	35.783	24.800	335.5
13	1'49.588	25.632	22.981	35.693	25.282	335.0
14	1'50.105	26.018	23.228	35.910	24.949	334.2
15	1'49.049	25.669	22.937	35.652	24.791	337.7
16	1'48.665	25.633	22.941	35.455	24.636	337.5
17	1'52.632	25.793	23.964	37.604	25.271	336.8
18	1'48.662	25.601	22.841	35.573	24.647	336.6

19th 41 Aleix ESPARGARO APRILIA SPA
Aprilia Racing Team Gresini

Runs=1 Total laps=20 Full laps=18

Run #	1	Front Tyre	Slick-Medium	Rear Tyre	Slick-Soft	Speed
		New Tyre		New Tyre		
1	1'58.168	33.686	23.712	36.078	24.692	265.6
2	1'49.176	25.825	23.144	35.665	24.542	340.1
3	1'49.635	26.012	23.126	35.684	24.813	343.6
4	1'48.605	25.630	22.884	35.614	24.477	343.4
5	1'48.826	25.752	22.917	35.579	24.578	343.7
6	1'48.544	25.549	22.947	35.519	24.529	344.8
7	1'48.996	25.593	23.028	35.773	24.602	342.3
8	1'49.046	25.631	22.984	35.837	24.594	341.7
9	1'49.293	25.798	23.040	35.765	24.690	344.2
10	1'49.064	25.685	23.000	35.809	24.570	343.2
11	1'49.123	25.666	23.009	35.930	24.518	343.5

Fastest Lap: Jorge LORENZO Ducati Team SPA 1'48.106 25.315 22.884 35.429 24.478

These data/results cannot be reproduced, stored and/or transmitted in whole or in part by any manner of electronic, mechanical, photocopying, recording, broadcasting or otherwise now known or herein after developed without the previous express consent by the copyright owner, except for reproduction in daily press and regular printed publications on sale to the public within 60 days of the event related to those data/results and always provided that copyright symbol appears together as follows below.
© DORNA, 2018



Race

MotoGP

Lap	Lap Time	T1	T2	T3	T4	Speed	Lap	Lap Time	T1	T2	T3	T4	Speed
12	1'49.304	25.752	23.014	35.956	24.582	343.0							
13	1'49.222	25.647	23.147	35.788	24.640	343.8							
14	1'49.456	25.768	23.105	35.903	24.680	342.4							
15	1'49.453	25.833	23.081	35.917	24.622	341.7							
16	1'49.434	25.763	23.079	35.960	24.632	341.5							
17	1'49.594	25.885	23.073	35.981	24.655	341.2							
18	1'49.662	25.936	23.060	36.058	24.608	339.9							
19	1'50.155	25.884	23.189	36.225	24.857	339.9							
	PIT	26.094	24.424	38.584	31.511	339.9							

20th **43** **Jack MILLER** DUCATI AUS
Alma Pramac Racing

Runs=1 Total laps=2 Full laps=0

Run #	1	Front Tyre	Slick-Medium	Rear Tyre	Slick-Medium	Speed
			New Tyre	New Tyre		
1	1'56.650	32.844	23.545	35.618	24.643	258.1
	unfinished	25.419				345.2

21st **12** **Thomas LUTHI** HONDA SWI
EG 0,0 Marc VDS

Runs=1 Total laps=2 Full laps=0

Run #	1	Front Tyre	Slick-Medium	Rear Tyre	Slick-Soft	Speed
			New Tyre	New Tyre		
1	1'59.032	33.842	23.964	36.263	24.963	262.1
	unfinished	26.073	23.469	36.009		328.9

23rd **17** **Karel ABRAHAM** DUCATI CZE
Angel Nieto Team

Runs=1 Total laps=1 Full laps=0

Run #	1	Front Tyre	missing data	Rear Tyre	missing data	Speed
		**	Laps at start	**	Laps at start	
	unfinished	33.901	24.091	36.249		264.7

24th **45** **Scott REDDING** APRILIA GBR
Aprilia Racing Team Gresini

Runs=1 Total laps=1 Full laps=0

Run #	1	Front Tyre	Slick-Medium	Rear Tyre	Slick-Soft	Speed
			New Tyre	New Tyre		
	unfinished	33.974	24.135	36.298		264.0

Fastest Lap: Jorge LORENZO Ducati Team SPA **1'48.106** 25.315 22.884 35.429 24.478

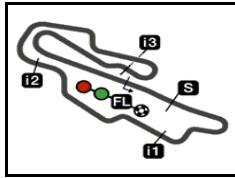
These data/results cannot be reproduced, stored and/or transmitted in whole or in part by any manner of electronic, mechanical, photocopying, recording, broadcasting or otherwise now known or herein after developed without the previous express consent by the copyright owner, except for reproduction in daily press and regular printed publications on sale to the public within 60 days of the event related to those data/results and always provided that copyright symbol appears together as follows below.
© DORNA, 2018

Official MotoGP Timing by TISSOT
www.motogp.com

Mugello, Sunday, June 03, 2018

Page 6 of 6





5245 m.

GRAN PREMIO D'ITALIA OAKLEY

Race

Analysis by Lap

35

Num Lap Time Gap

Num	Lap	Time	Gap	Num	Lap	Time	Gap	Num	Lap	Time	Gap	Num	Lap	Time	Gap
Lap 1				Lap 4				Lap 7				Lap 10			
99	1	1'54.180		99	4	1'48.284		99	7	1'48.254		99	10	1'48.208	
46	1	1'54.452	0.272	93	4	1'48.348	0.270	4	7	1'48.429	0.771	4	10	1'48.344	1.190
93	1	1'54.559	0.379	46	4	1'48.430	0.449	46	7	1'48.962	1.061	29	10	1'48.313	1.603
29	1	1'54.912	0.732	29	4	1'48.349	0.553	29	7	1'48.515	1.138	46	10	1'48.650	2.463
4	1	1'55.428	1.248	4	4	1'48.019	0.862	9	7	1'48.346	1.499	9	10	1'48.769	2.751
42	1	1'55.599	1.419	42	4	1'48.047	1.204	42	7	1'49.196	2.159	9	10	1'48.820	3.681
35	1	1'55.981	1.801	9	4	1'48.003	1.392	35	7	1'48.518	2.900	42	10	1'48.820	3.681
9	1	1'56.293	2.113	35	4	1'48.448	2.511	5	7	1'48.745	5.764	35	10	1'48.556	4.401
43	1	1'56.650	2.470	5	4	1'48.967	4.515	42	7	1'49.034	7.831	29	10	1'48.773	7.381
5	1	1'56.916	2.736	25	4	1'48.662	4.916	35	7	1'48.807	5.956	19	10	1'48.977	7.740
25	1	1'57.267	3.087	38	4	1'48.996	5.463	19	7	1'48.691	6.055	5	10	1'49.505	7.983
38	1	1'57.300	3.120	19	4	1'48.454	5.579	38	7	1'49.034	7.831	44	10	1'49.123	10.697
55	1	1'57.643	3.463	44	4	1'48.997	6.090	44	7	1'48.988	7.941	38	10	1'49.187	10.821
44	1	1'57.644	3.464	55	4	1'49.096	6.480	44	7	1'48.996	8.084	41	10	1'49.064	10.980
19	1	1'57.839	3.659	41	4	1'48.605	6.632	44	7	1'49.036	8.707	55	10	1'49.222	11.514
21	1	1'57.993	3.813	21	4	1'48.903	6.966	41	7	1'48.988	7.941	53	10	1'48.970	12.824
41	1	1'58.168	3.988	53	4	1'48.993	7.475	21	7	1'48.996	8.084	21	10	1'49.073	13.130
53	1	1'58.585	4.405	10	4	1'50.151	11.824	55	7	1'49.036	8.707	10	10	1'50.620	25.626
10	1	1'59.031	4.851	30	4	1'49.440	9'41.825	21	7	1'49.148	9.807	93	10	1'48.666	27.380
12	1	1'59.032	4.852	9	4	1'48.019	0.862	53	7	1'48.865	10.112	30	10	1'49.897	9'48.591
30	1	1'15.462	9'21.282	21	4	1'48.903	6.966	10	7	1'50.368	18.203	93	10	1'49.897	9'48.591
Lap 2				Lap 5				Lap 8				Lap 11			
99	2	1'48.106		99	5	1'48.156		99	8	1'48.166		99	11	1'48.302	
46	2	1'48.096	0.262	46	5	1'48.270	0.563	4	8	1'48.348	0.953	4	11	1'48.222	1.110
93	2	1'48.091	0.364	29	5	1'48.477	0.874	29	8	1'48.337	1.309	29	11	1'48.966	2.267
29	2	1'48.073	0.699	4	5	1'48.210	0.916	46	8	1'48.800	1.695	46	11	1'48.811	2.972
4	2	1'48.249	1.391	42	5	1'48.263	1.311	9	8	1'48.644	1.977	9	11	1'48.769	3.218
42	2	1'48.332	1.645	9	5	1'48.264	1.500	42	8	1'48.589	2.582	42	11	1'48.607	3.986
9	2	1'48.047	2.054	35	5	1'48.413	2.768	35	8	1'48.780	3.514	46	11	1'48.811	2.972
35	2	1'48.611	2.306	5	5	1'48.668	5.027	5	8	1'48.537	6.135	9	11	1'48.769	3.218
5	2	1'48.784	3.414	25	5	1'48.546	5.306	25	8	1'48.692	6.482	42	11	1'48.607	3.986
25	2	1'49.067	4.048	19	5	1'48.444	5.867	19	8	1'48.717	6.606	35	11	1'48.434	4.533
38	2	1'49.233	4.247	38	5	1'49.238	6.545	38	8	1'48.950	8.615	25	11	1'49.229	8.308
44	2	1'49.089	4.447	44	5	1'48.930	6.864	44	8	1'48.868	8.643	19	11	1'49.187	8.625
55	2	1'49.432	4.789	55	5	1'48.915	7.239	41	8	1'49.046	8.964	5	11	1'49.169	8.850
19	2	1'49.251	4.804	41	5	1'48.826	7.302	41	8	1'49.046	8.964	44	11	1'49.072	11.467
21	2	1'49.331	5.038	21	5	1'49.510	8.320	21	8	1'49.210	10.851	41	11	1'49.123	11.801
41	2	1'49.176	5.058	53	5	1'49.150	8.469	53	8	1'48.956	10.902	38	11	1'49.384	11.903
53	2	1'49.302	5.601	10	5	1'50.472	14.140	10	8	1'50.564	20.601	55	11	1'49.259	12.471
10	2	1'51.073	7.818	93	5	2'11.933	24.047	93	8	1'48.994	26.235	53	11	1'48.917	13.439
30	2	2'04.271	9'37.447	30	5	1'48.882	9'42.551	30	8	1'50.286	9'46.067	21	11	1'49.793	14.621
Lap 3				Lap 6				Lap 9				Lap 12			
99	3	1'48.382		99	6	1'48.504		99	9	1'48.133		99	12	1'48.277	
93	3	1'48.224	0.206	46	6	1'48.294	0.353	4	9	1'48.234	1.054	4	12	1'48.356	1.189
46	3	1'48.423	0.303	29	6	1'48.171	0.488	29	9	1'48.322	1.498	9	12	1'48.993	3.934
29	3	1'48.171	0.488	4	6	1'48.118	1.127	46	9	1'48.459	2.021	9	12	1'50.055	4.045
4	3	1'48.118	1.127	42	6	1'48.178	1.441	42	9	1'48.346	2.190	29	12	1'49.374	4.069
42	3	1'48.178	1.441	9	6	1'48.001	1.673	9	9	1'48.346	2.190	46	12	1'49.374	4.069
9	3	1'48.001	1.673	35	6	1'48.423	2.347	35	9	1'48.411	1.407	4	12	1'48.356	1.189
35	3	1'48.423	2.347	5	6	1'48.800	3.832	42	9	1'48.411	1.407	9	12	1'48.993	3.934
5	3	1'48.800	3.832	25	6	1'48.872	4.538	5	9	1'48.750	5.273	29	12	1'50.055	4.045
25	3	1'48.872	4.538	38	6	1'48.886	4.751	38	9	1'48.601	5.403	46	12	1'49.374	4.069
38	3	1'48.886	4.751	44	6	1'49.312	5.377	44	9	1'48.255	5.618	4	12	1'48.809	1.919
44	3	1'49.312	5.377	19	6	1'48.987	5.409	19	9	1'48.255	5.618	99	12	1'48.730	
19	3	1'48.987	5.409	55	6	1'49.261	5.668	55	9	1'49.010	7.051	4	12	1'48.809	1.919
55	3	1'49.261	5.668												

□ Lapped rider

These data/results cannot be reproduced, stored and/or transmitted in whole or in part by any manner of electronic, mechanical, photocopying, recording, broadcasting or otherwise now known or herein after developed without the previous express consent by the copyright owner, except for reproduction in daily press and regular printed publications on sale to the public within 60 days of the event related to those data/results and always provided that copyright symbol appears together as follows below.

© DORNA, 2018



Num Lap Time Gap

9	1'49.414	6.185
42	1'49.076	6.582
46	1'49.353	6.798
29	1'49.429	7.132
35	1'49.429	7.406
25	1'48.800	10.026
19	1'48.773	10.089
5	1'49.347	11.177
44	1'49.614	15.208
41	1'49.453	15.609
38	1'49.510	16.003
53	1'49.249	16.484
55	1'49.763	16.799
21	1'49.369	18.899
93	1'49.065	31.104
10	1'51.696	40.410
30	1'49.049	9'54.058

Lap 16

99	1'48.662	
4	1'48.805	2.062
9	1'49.516	7.039
42	1'49.359	7.279
46	1'49.354	7.490
29	1'49.165	7.635
35	1'49.107	7.851
25	1'48.755	10.119
19	1'48.899	10.326
5	1'49.150	11.665
44	1'49.486	16.032
41	1'49.434	16.381
38	1'49.856	17.197
53	1'49.607	17.429
55	1'49.630	17.767
21	1'49.956	20.193
93	1'48.845	31.287
10	1'51.362	43.110
30	1'48.665	9'54.061

Lap 17

99	1'48.565	
4	1'48.842	2.339
9	1'49.679	8.153
46	1'49.375	8.300
29	1'49.327	8.397
42	1'49.928	8.642
35	1'49.579	8.865
25	1'48.736	10.290
19	1'48.638	10.399
5	1'49.256	12.356
44	1'49.475	16.942
41	1'49.594	17.410
38	1'49.531	18.163
53	1'49.543	18.407
55	1'49.615	18.817
21	1'49.635	21.263
93	1'49.586	32.308
10	1'50.852	45.397
30	1'52.632	9'58.128

Lap 18

99	1'48.542	
4	1'49.556	3.353
46	1'49.106	8.864
29	1'49.497	9.352
9	1'50.053	9.664
42	1'49.896	9.996
35	1'49.913	10.236
25	1'49.057	10.805
19	1'49.157	11.014

5	1'49.300	13.114
44	1'49.587	17.987
41	1'49.662	18.530
38	1'49.521	19.142
53	1'49.506	19.371
55	1'49.486	19.761
21	1'49.400	22.121
93	1'49.215	32.981
10	1'52.234	49.089
30	1'48.662	9'58.248

Lap 19

99	1'48.665	
4	1'49.983	4.671
46	1'49.451	9.650
29	1'48.990	9.677
42	1'49.221	10.552
9	1'49.711	10.710
35	1'49.379	10.950
25	1'49.223	11.363
19	1'49.225	11.574
5	1'49.806	14.255
44	1'49.952	19.274
41	1'50.155	20.020
38	1'49.765	20.242
53	1'49.873	20.579
55	1'49.872	20.968
21	1'49.977	23.433
93	1'49.378	33.694
10	1'52.375	52.799

Lap 20

99	1'48.839	
4	1'49.764	5.596
46	1'49.116	9.927
29	1'49.164	10.002
42	1'48.914	10.627
9	1'49.458	11.329
35	1'49.369	11.480
25	1'49.362	11.886
19	1'49.234	11.969
5	1'50.419	15.835
44	1'49.763	20.198
38	1'50.236	21.639
53	1'50.120	21.860
55	1'50.022	22.151
21	1'50.160	24.754
93	1'49.791	34.646
10	1'51.839	55.799

Lap 21

99	1'49.333	
4	1'50.061	6.324
46	1'48.938	9.532
29	1'48.942	9.611
42	1'48.843	10.137
35	1'48.766	10.913
9	1'49.892	11.888
25	1'49.739	12.292
19	1'49.743	12.379
5	1'49.765	16.267
44	1'49.826	20.691
53	1'49.925	22.452
55	1'49.967	22.785
38	1'50.664	22.970
21	1'49.711	25.132
93	1'50.458	35.771
10	1'51.714	58.180

Lap 22

99	1'49.917	
4	1'50.078	6.485
46	1'48.886	8.501
29	1'49.189	8.883
42	1'48.918	9.138
35	1'49.026	10.022
9	1'49.586	11.557
25	1'49.563	11.938
19	1'49.690	12.152
5	1'50.504	16.854
44	1'50.101	20.875
53	1'49.938	22.473
55	1'49.701	22.569
38	1'50.131	23.184
21	1'50.642	25.857
93	1'51.080	36.934
10	1'51.537	59.800

Lap 23

99	1'50.405	
4	1'50.290	6.370
46	1'48.533	6.629
29	1'49.407	7.885
42	1'49.174	7.907
35	1'49.503	9.120
9	1'49.746	10.898
25	1'49.527	11.060
19	1'49.407	11.154
5	1'51.195	17.644
44	1'49.786	20.256
55	1'50.271	22.435
53	1'50.396	22.464
38	1'49.716	22.495
21	1'51.192	26.644
93	1'52.782	39.311
10	1'51.816	1'01.211

Lapped rider

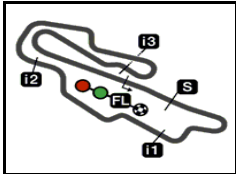
These data/results cannot be reproduced, stored and/or transmitted in whole or in part by any manner of electronic, mechanical, photocopying, recording, broadcasting or otherwise now known or herein after developed without the previous express consent by the copyright owner, except for reproduction in daily press and regular printed publications on sale to the public within 60 days of the event related to those data/results and always provided that copyright symbol appears together as follows below.

© DORNA, 2018

Official MotoGP Timing by TISSOT
www.motogp.com

Mugello, Sunday, June 03, 2018





5245 m.

GRAN PREMIO D'ITALIA OAKLEY

2018 Rookie of the Year Classification

MotoGP™

36

Rider	Nation	Points	Leader Previous	QAT	ARG	AME	SPA	FRA	ITA	CAT	NED	GER	CZE	AUT	GBR	RSM	ARA	THA	JPN	AUS	MAL	VAL
1 SYHRIN Hafizh	MAL	17		2	7	-	-	4	4													
2 MORBIDELLI Franc	ITA	17	0	0	4	2	-	7	3	1												
3 NAKAGAMI Takaaki	JPN	10	7	7	-	3	2	4	1	-												

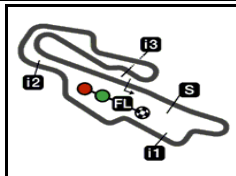
These data/results cannot be reproduced, stored and/or transmitted in whole or in part by any manner of electronic, mechanical, photocopying, recording, broadcasting or otherwise now known or herein after developed without the previous express consent by the copyright owner, except for reproduction in daily press and regular printed publications on sale to the public within 60 days of the event related to those data/results and always provided that copyright symbol appears together as follows below.

© DORNA, 2018

Official MotoGP Timing by TISSOT
www.motogp.com

Mugello, Sunday, June 03, 2018





5245 m.

GRAN PREMIO D'ITALIA OAKLEY

2018 Independent Team Classification

36

Rider	Nation	Points	Leader Previous	QAT	ARG	AME	SPA	FRA	ITA	CAT	NED	GER	CZE	AUT	GBR	RSM	ARA	THA	JPN	AUS	MAL	VAL	
1 ZARCO Johann	FRA	64		8	20	10	20	-	6														
2 PETRUCCI Danilo	ITA	63	1	1	11	6	4	13	20	9													
3 CRUTCHLOW Cal	GBR	56	8	7	13	25	-	-	8	10													
4 MILLER Jack	AUS	49	15	7	6	13	7	10	13	-													
5 RABAT Tito	SPA	27	37	22	5	9	8	2	-	3													
6 BAUTISTA Alvaro	SPA	19	45	8	3	-	1	8	-	7													
7 SYHRIN Hafizh	MAL	17	47	2	2	7	-	-	4	4													
8 MORBIDELLI Franc	ITA	17	47	0	4	2	-	7	3	1													
9 ESPARGARO Aleix	SPA	13	51	4	-	-	6	-	7	-													
10 NAKAGAMI Takaaki	JPN	10	54	3	-	3	2	4	1	-													
11 REDDING Scott	GBR	5	59	5	-	4	-	1	-	-													
12 ABRAHAM Karel	CZE	1	63	4	1	-	-	-	-	-													

Team	Points	Leader Previous	QAT	ARG	AME	SPA	FRA	ITA	CAT	NED	GER	CZE	AUT	GBR	RSM	ARA	THA	JPN	AUS	MAL	VAL		
1 ALMA PRAMAC RACING	112		17	19	11	23	33	9															
2 MONSTER YAMAHA TECH 3	81	31	31	10	27	10	20	4	10														
3 LCR HONDA	66	46	15	13	28	2	4	9	10														
4 REALE AVINTIA RACING	27	85	39	5	9	8	2	-	3														
5 ANGEL NIETO TEAM	20	92	7	4	-	1	8	-	7														
6 APRILIA RACING TEAM GRESI	18	94	2	-	4	6	1	7	-														
7 EG 0,0 MARC VDS	17	95	1	4	2	-	7	3	1														

These data/results cannot be reproduced, stored and/or transmitted in whole or in part by any manner of electronic, mechanical, photocopying, recording, broadcasting or otherwise now known or herein after developed without the previous express consent by the copyright owner, except for reproduction in daily press and regular printed publications on sale to the public within 60 days of the event related to those data/results and always provided that copyright symbol appears together as follows below.

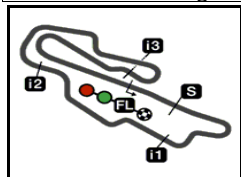
© DORNA, 2018

Official MotoGP Timing by 
www.motogp.com

Mugello, Sunday, June 03, 2018



Autodromo del Mugello



5245 m.

Results and timing service provided by **TISSOT**After the **GRAN PREMIO D'ITALIA OAKLEY****MotoGP™****2018 Riders Performance**

(Qualifying Position - Starting Position - Race Position)

37

Rider	Points	QAT	ARG	AME	SPA	FRA	ITA	CAT	NED	GER	CZE	AUT	GBR	RSM	ARA	THA	JPN	AUS	MAL	VAL	
1 MARQUEZ Marc	95	2	-6	1	5	2	6														
		2-2	20-18	4-1	5-1	2-1	6-16	-	-	-	-	-	-	-	-	-	-	-	-	-	-
2 ROSSI Valentino	72	8	11	5	10	9	1														
		8-3	25-19	5-4	10-5	9-3	1-3	-	-	-	-	-	-	-	-	-	-	-	-	-	-
3 VIÑALES Maverick	67	12	-9	2	11	8	3														
		12-6	23-5	1-2	11-7	8-7	3-8	-	-	-	-	-	-	-	-	-	-	-	-	-	-
4 DOVIZIOSO Andrea	66	5	-8	8	8	5	7														
		5-1	22-6	8-5	8-NC	5-NC	7-2	-	-	-	-	-	-	-	-	-	-	-	-	-	-
5 ZARCO Johann	64	1	-3	4	3	1	9														
		1-8	17-2	3-6	3-2	1-NC	9-10	-	-	-	-	-	-	-	-	-	-	-	-	-	-
6 PETRUCCI Danilo	63	3	18	10	9	3	5														
		3-5	32-10	10-12	9-4	3-2	5-7	-	-	-	-	-	-	-	-	-	-	-	-	-	-
7 IANNONE Andrea	60	11	12	3	7	4	4														
		11-9	26-8	2-3	7-3	4-NL	4-4	-	-	-	-	-	-	-	-	-	-	-	-	-	-
8 CRUTCHLOW Cal	56	4	10	7	1	13	8														
		4-4	24-1	7-19	1-NC	13-8	8-6	-	-	-	-	-	-	-	-	-	-	-	-	-	-
9 MILLER Jack	49	10	1	18	12	7	11														
		10-10	1-4	18-9	12-6	7-4	11-NC	-	-	-	-	-	-	-	-	-	-	-	-	-	-
10 LORENZO Jorge	41	9	14	6	4	6	2														
		9-NC	28-15	6-11	4-NC	6-6	2-1	-	-	-	-	-	-	-	-	-	-	-	-	-	-
11 RINS Alex	33	6	-5	11	6	15	10														
		6-NC	19-3	11-NC	6-NC	15-10	10-5	-	-	-	-	-	-	-	-	-	-	-	-	-	-
12 PEDROSA Dani	29	7	-2	9	2	10	20														
		7-7	16-NL	9-7	2-NC	10-5	20-NL	-	-	-	-	-	-	-	-	-	-	-	-	-	-

NC=Not classified NL=Not finished first lap NP=Not started race re-start N2=Not finished first lap race re-start EX=Excluded NS=Not Started DS=Disqualified

These data/results cannot be reproduced, stored and/or transmitted in whole or in part by any manner of electronic, mechanical, photocopying, recording, broadcasting or otherwise now known or herein after developed without the previous express consent by the copyright owner, except for reproduction in daily press and regular printed publications on sale to the public within 60 days of the event related to those data/results and always provided that copyright symbol appears together as follows below.
© DORNA, 2018

Official MotoGP Timing by **TISSOT**
www.motogp.com

Mugello, Sunday, June 03, 2018

MotoGP Page 1 of 2



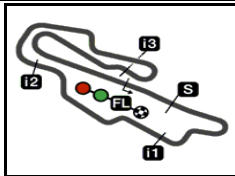
	Rider	Points	QAT	ARG	AME	SPA	FRA	ITA	CAT	NED	GER	CZE	AUT	GBR	RSM	ARA	THA	JPN	AUS	MAL	VAL
13	RABAT Tito	27	16	-4	14	17	11	13													
			16-11	18-7	13-8	17-14	11-NC	13-13	-	-	-	-	-	-	-	-	-	-	-	-	-
14	ESPARGARO Pol	23	22	16	12	16	18	15													
			22-NC	30-11	15-13	16-11	18-11	15-11	-	-	-	-	-	-	-	-	-	-	-	-	-
15	BAUTISTA Alvaro	19	21	19	21	20	20	16													
			21-13	33-16	21-15	20-8	20-NC	16-9	-	-	-	-	-	-	-	-	-	-	-	-	-
16	SYAHRIN Hafizh	17	15	23	16	22	14	14													
			15-14	37-9	16-NC	22-16	14-12	14-12	-	-	-	-	-	-	-	-	-	-	-	-	-
17	MORBIDELLI Franco	17	14	22	17	15	16	12													
			14-12	36-14	17-21	15-9	16-13	12-15	-	-	-	-	-	-	-	-	-	-	-	-	-
18	ESPARGARO Aleix	13	13	-7	19	13	12	21													
			13-19	21-NC	19-10	13-NL	12-9	21-NC	-	-	-	-	-	-	-	-	-	-	-	-	-
19	NAKAGAMI Takaaki	10	23	24	13	14	19	18													
			23-17	38-13	12-14	14-12	19-15	18-18	-	-	-	-	-	-	-	-	-	-	-	-	-
20	SMITH Bradley	7	20	21	15	21	17	17													
			20-18	35-NC	14-16	21-13	17-14	17-14	-	-	-	-	-	-	-	-	-	-	-	-	-
21	KALLIO Mika	6				19															
			-	-	-	19-10	-	-	-	-	-	-	-	-	-	-	-	-	-	-	
22	REDDING Scott	5	17	15	22	25	22	23													
			17-20	29-12	22-17	25-15	22-NC	23-NL	-	-	-	-	-	-	-	-	-	-	-	-	
23	ABRAHAM Karel	1	19	13	23	23	24	22													
			19-15	27-20	23-NC	23-18	24-17	22-NL	-	-	-	-	-	-	-	-	-	-	-	-	
24	LUTHI Thomas	0	18	20	20	18	21	19													
			18-16	34-17	20-18	18-NC	21-16	19-NC	-	-	-	-	-	-	-	-	-	-	-	-	
25	SIMEON Xavier	0	24	17	24	24	23	24													
			24-21	31-21	24-20	24-17	23-18	24-17	-	-	-	-	-	-	-	-	-	-	-	-	

NC=Not classified NL=Not finished first lap NP=Not started race re-start N2=Not finished first lap race re-start EX=Excluded NS=Not Started DS=Disqualified

These data/results cannot be reproduced, stored and/or transmitted in whole or in part by any manner of electronic, mechanical, photocopying, recording, broadcasting or otherwise now known or herein after developed without the previous express consent by the copyright owner, except for reproduction in daily press and regular printed publications on sale to the public within 60 days of the event related to those data/results and always provided that copyright symbol appears together as follows below.
© DORNA, 2018

Official MotoGP Timing by **TISSOT**
www.motogp.com





5245 m.

GRAN PREMIO D'ITALIA OAKLEY

Official Starting Grid

Race : 23 laps = 120.635 km



1	3 1'46.304 25 Maverick VIÑALES Yamaha	2 1'46.243 99 Jorge LORENZO Ducati	1 1'46.208 46 Valentino ROSSI Yamaha
2	6 1'46.454 93 Marc MARQUEZ Honda	5 1'46.445 9 Danilo PETRUCCI Ducati	4 1'46.347 29 Andrea IANNONE Suzuki
3	9 1'46.830 5 Johann ZARCO Yamaha	8 1'46.813 35 Cal CRUTCHLOW Honda	7 1'46.500 4 Andrea DOVIZIOSO Ducati
4	12 1'47.002 21 Franco MORBIDELLI Honda	11 1'46.998 43 Jack MILLER Ducati	10 1'46.909 42 Alex RINS Suzuki
5	15 1'47.335 44 Pol ESPARGARO KTM	14 1'47.188 55 Hafizh SYAHRIN Yamaha	13 1'46.908 53 Tito RABAT Ducati
6	18 1'47.868 30 Takaaki NAKAGAMI Honda	17 1'47.818 38 Bradley SMITH KTM	16 1'47.708 19 Alvaro BAUTISTA Ducati
7	21 1'48.286 41 Aleix ESPARGARO Aprilia	20 1'48.065 26 Dani PEDROSA Honda	19 1'47.989 12 Thomas LUTHI Honda
8	24 1'48.794 10 Xavier SIMEON Ducati	23 1'48.744 45 Scott REDDING Aprilia	22 1'48.532 17 Karel ABRAHAM Ducati

The results are provisional until the end of the limit for protest and appeals and until the ratification of the Event Management Committee.

Time limit for protest expires 60' at the latest after publication of the results - Mr. Time:

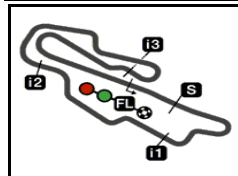
These data/results cannot be reproduced, stored and/or transmitted in whole or in part by any manner of electronic, mechanical, photocopying, recording, broadcasting or otherwise now known or herein after developed without the previous express consent by the copyright owner, except for reproduction in daily press and regular printed publications on sale to the public within 60 days of the event related to those data/results and always provided that copyright symbol appears together as follows below.

© DORNA, 2018

Official MotoGP Timing by **TISSOT**
www.motogp.com

Mugello, Sunday, June 03, 2018





5245 m.

GRAN PREMIO D'ITALIA OAKLEY

Race

Top Speed & Average



Rider	Nation	Motorcycle	Top 5 speeds					Average	Top
4 Andrea DOVIZIOSO	ITA	DUCATI	356.5	355.9	355.2	353.9	352.9	354.9	356.5
9 Danilo PETRUCCI	ITA	DUCATI	355.8	353.7	353.2	353.1	353.0	353.8	355.8
19 Alvaro BAUTISTA	SPA	DUCATI	352.4	351.5	351.4	351.2	351.1	351.5	352.4
25 Maverick VIÑALES	SPA	YAMAHA	350.8	348.6	347.4	347.4	347.3	348.3	350.8
29 Andrea IANNONE	ITA	SUZUKI	350.0	348.2	347.9	346.9	346.7	347.9	350.0
35 Cal CRUTCHLOW	GBR	HONDA	349.8	349.2	349.0	348.3	348.2	348.9	349.8
38 Bradley SMITH	GBR	KTM	349.5	348.4	347.2	346.9	346.9	347.8	349.5
53 Tito RABAT	SPA	DUCATI	349.1	346.0	345.9	345.6	344.6	346.2	349.1
44 Poi ESPARGARO	SPA	KTM	347.4	346.8	346.7	345.4	345.0	346.3	347.4
5 Johann ZARCO	FRA	YAMAHA	347.3	345.9	345.0	344.9	343.9	345.4	347.3
42 Alex RINS	SPA	SUZUKI	346.1	345.7	344.8	344.4	344.0	345.0	346.1
93 Marc MARQUEZ	SPA	HONDA	346.0	344.4	342.7	341.9	341.8	343.4	346.0
43 Jack MILLER	AUS	DUCATI	345.2	258.1				301.7	345.2
46 Valentino ROSSI	ITA	YAMAHA	345.2	345.0	344.7	344.6	344.3	344.7	345.2
41 Aleix ESPARGARO	SPA	APRILIA	344.8	344.2	343.8	343.7	343.6	344.0	344.8
21 Franco MORBIDELLI	ITA	HONDA	343.2	341.3	341.0	340.8	340.4	341.3	343.2
99 Jorge LORENZO	SPA	DUCATI	343.0	342.8	342.8	342.6	342.5	342.7	343.0
55 Hafizh SYAHRIN	MAL	YAMAHA	342.8	342.5	342.0	341.8	341.8	342.1	342.8
10 Xavier SIMEON	BEL	DUCATI	342.5	341.6	340.1	339.6	338.9	340.5	342.5
30 Takaaki NAKAGAMI	JPN	HONDA	337.7	337.5	336.8	336.6	336.3	337.0	337.7
12 Thomas LUTHI	SWI	HONDA	328.9	262.1				295.5	328.9
26 Dani PEDROSA	SPA	HONDA							267.5
17 Karel ABRAHAM	CZE	DUCATI	264.7					264.7	264.7
45 Scott REDDING	GBR	APRILIA	264.0					264.0	264.0

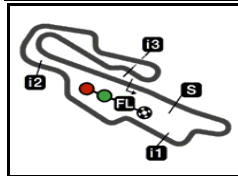
These data/results cannot be reproduced, stored and/or transmitted in whole or in part by any manner of electronic, mechanical, photocopying, recording, broadcasting or otherwise now known or herein after developed without the previous express consent by the copyright owner, except for reproduction in daily press and regular printed publications on sale to the public within 60 days of the event related to those data/results and always provided that copyright symbol appears together as follows below.

© DORNA, 2018

Official MotoGP Timing by TISSOT
www.motogp.com




Mugello, Sunday, June 03, 2018



5245 m.

GRAN PREMIO D'ITALIA OAKLEY**Race****Fastest Laps Sequence**

<i>Lap</i>	<i>Race Time</i>	 <i>Rider</i>	<i>Nation</i>	<i>Motorcycle</i>	<i>Time</i>	<i>Km/h</i>	<i>Riders's Lap</i>
2	3'42.286	99 Jorge LORENZO	SPA	DUCATI	1'48.106	174.6	2
2	3'42.548	46 Valentino ROSSI	ITA	YAMAHA	1'48.096	174.6	2
2	3'42.650	93 Marc MARQUEZ	SPA	HONDA	1'48.091	174.6	2
2	3'42.985	29 Andrea IANNONE	ITA	SUZUKI	1'48.073	174.7	2
2	3'44.340	9 Danilo PETRUCCI	ITA	DUCATI	1'48.047	174.7	2
3	5'32.341	9 Danilo PETRUCCI	ITA	DUCATI	1'48.001	174.8	3

These data/results cannot be reproduced, stored and/or transmitted in whole or in part by any manner of electronic, mechanical, photocopying, recording, broadcasting or otherwise now known or herein after developed without the previous express consent by the copyright owner, except for reproduction in daily press and regular printed publications on sale to the public within 60 days of the event related to those data/results and always provided that copyright symbol appears together as follows below.

© DORNA, 2018

Official MotoGP Timing by TISSOT
www.motogp.com

Mugello, Sunday, June 03, 2018